

Four Basic LinkedIn Privacy Settings

After getting to your “**Settings**”, by clicking on your name in the upper right hand corner, towards the bottom you will see: the **PROFILE** Tab



Disable **Activity Broadcasts** & Restrict your **Activity Feed**

Showing or Hiding Activity Updates

How do I control the updates I broadcast and see?

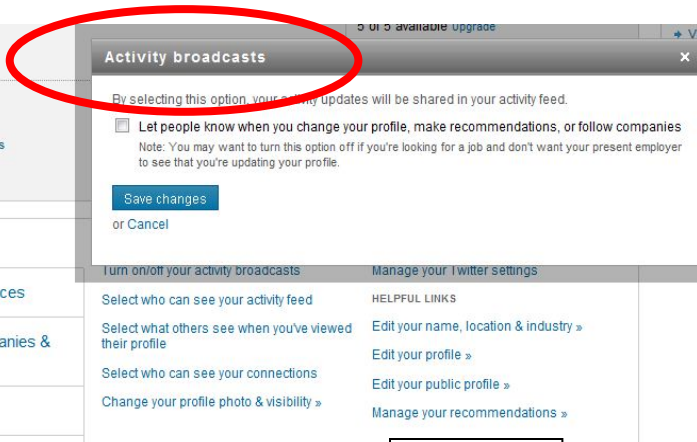
You can [turn your activity broadcasts on or off](#) and [select who can see your activity feed](#) from the [Settings](#) page. Some of the changes that trigger network updates (activity broadcasts) are:

1. Adding a new current job position.
2. Adding a new current school.
3. Adding a new link to a website.
4. Recommending someone.
5. Adding a connection.

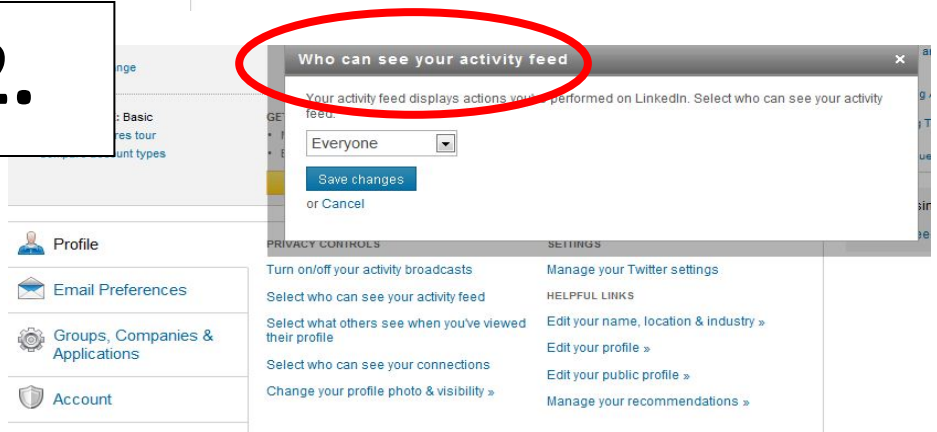
Note: Joining a group generates an update that cannot be prevented by turning your activity broadcasts on or off.

You can also [customize the updates you see on your home page](#) from other members.

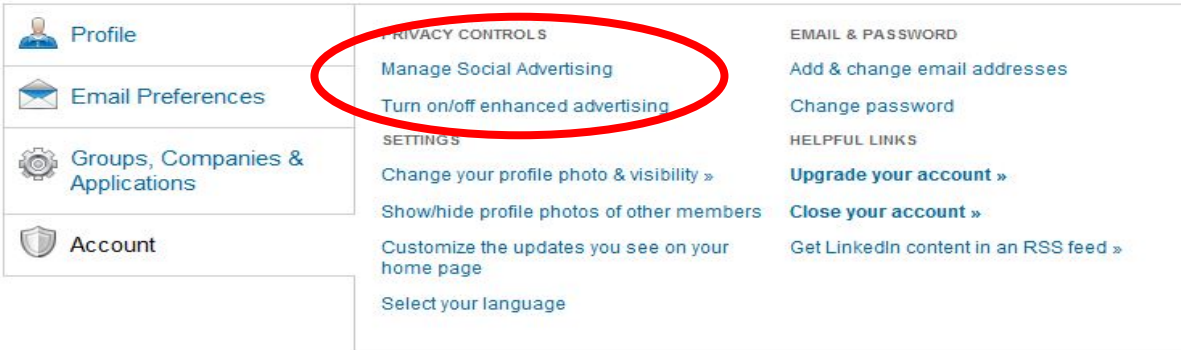
1.



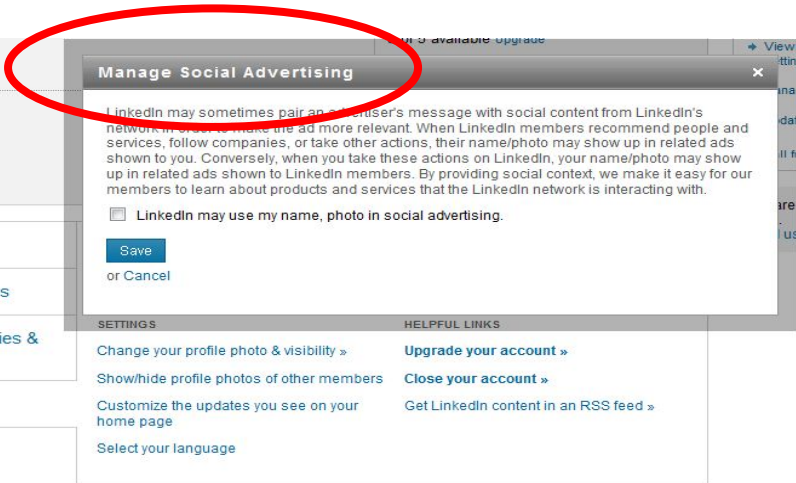
2.



Disable Social Advertising & Turn off Enhanced Advertising



3.



4.

